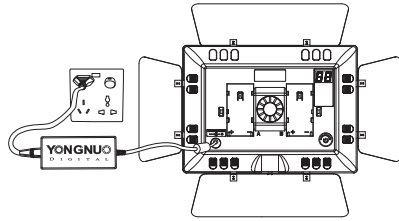
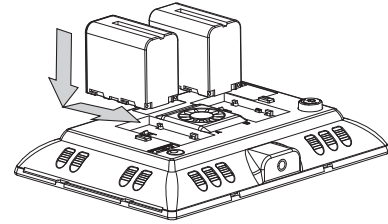


YN900 Video Light Quick Guide

I. Through the DC power jack behind the video light can connected the DC 19V/5A MAX direct-current supply or two Sony NP-F series lithium batteries.



optional 19V/5A direct-current supply

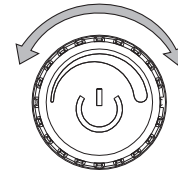


use two Sony NP-F series lithium batteries

II. Press the switch knob can turn on or off the video light, rotate the switch knob can adjust the luminance.

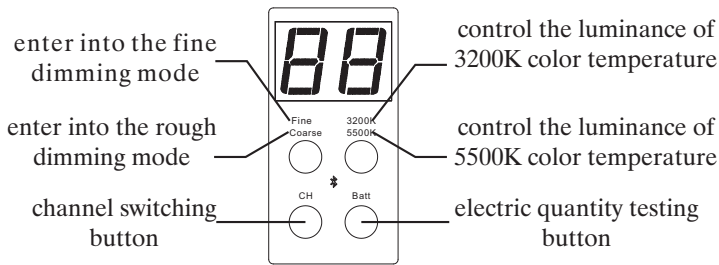


press to turn on the video light

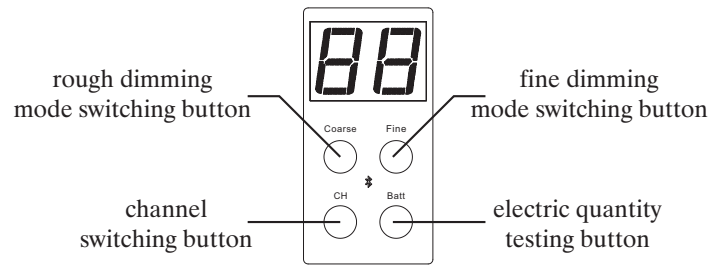


rotate to adjust the luminance

III. Control Buttons Instructions.

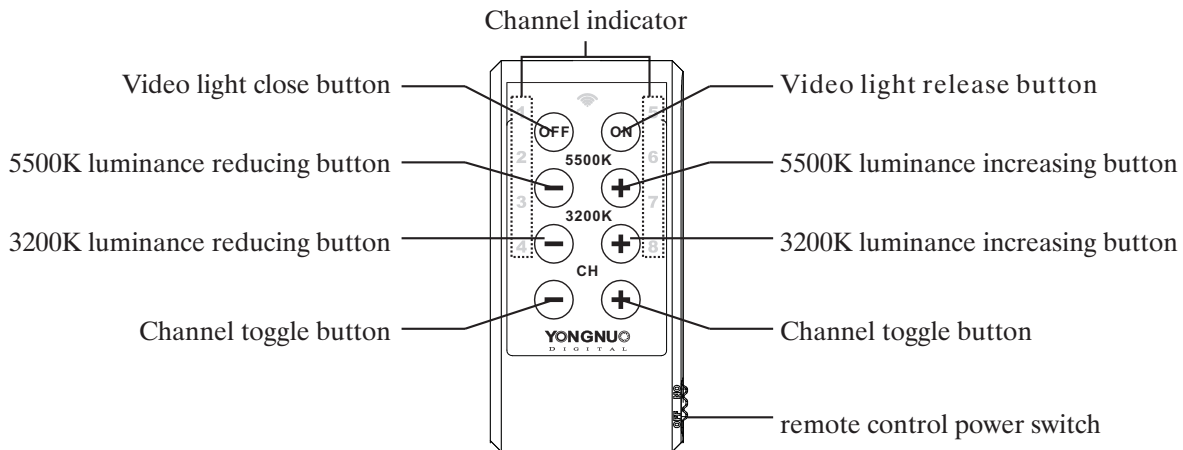


Control Buttons Instructions for YN900 double color light



Control Buttons Instructions YN900 white light

IV. The attached remote controller can remote control the luminance, switch and grouping control of the video light.

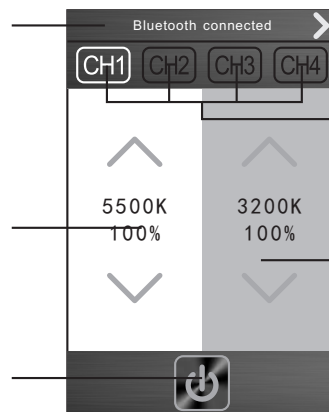


V. The product supports mobile phone remote controlling supports Android 4.3 and bluetooth 4.0 version and above / IOS 7.0 and iPhone 4S and above mobile phone), APP can be downloaded from the YONGNUO official website or through the dimensional code scanning on the gift box.

Bluetooth connected. Click this window to connect Bluetooth manually. The Bluetooth indicator of the video light keeps on after Bluetooth connected

5500K color temperature controlling range; Slide it up and down or click it to control color temperature

On-off control button of YN900 video light; Click it to control the switch of YN900



Channel switching window; Select more channel (8 channels in total) by clicking it or sliding it leftwards

In the 3200K color temperature adjustment area, it can be adjusted by rotating or clicking way. (YN900 white video light does not support 3200K color temperature adjustment)